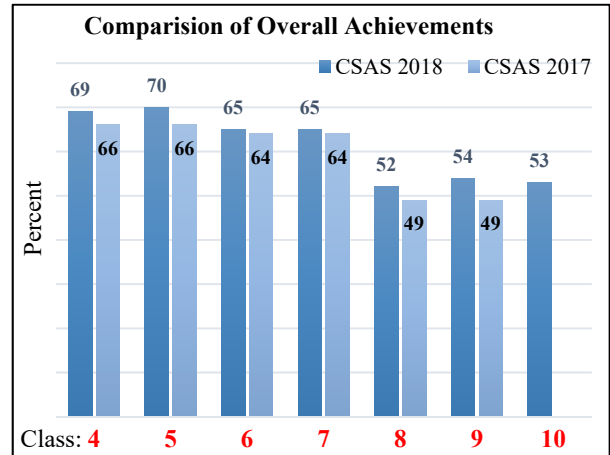


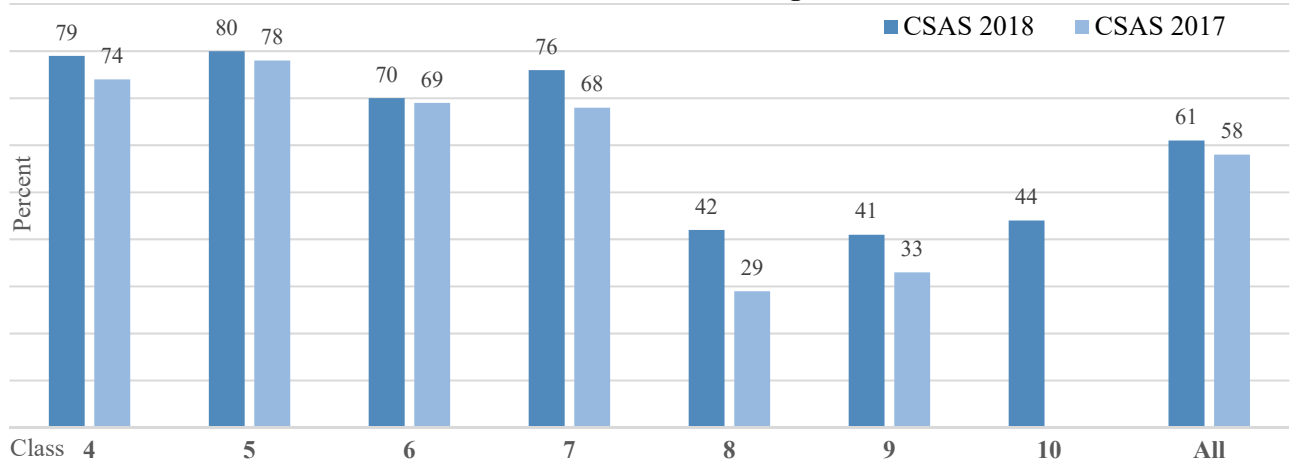
CENSUS BASED STATE ACHIEVEMENT SURVEY (CSAS) 2018 CHIKKAMAGALURU DISTRICT ACHIEVEMENTS

I Class-wise and Subject-wise Achievements:

Subject / Class	4	5	6	7	8	9	10	All 2018	All 2017
Lang 1	71	64	70	74	62	69	66	68	65
Lang 2	66	69	67	69	48	43	45	57	58
Lang 3			61	59	52	60	46	55	58
Maths	69	70	62	62	51	51	47	59	59
EVS/Sci	69	76	64	62	46	43	52	58	56
SS			67	64	51	59	62	60	56
All - 2018	69	70	65	65	52	54	53	60	
All - 2017	66	66	64	64	49	49			59



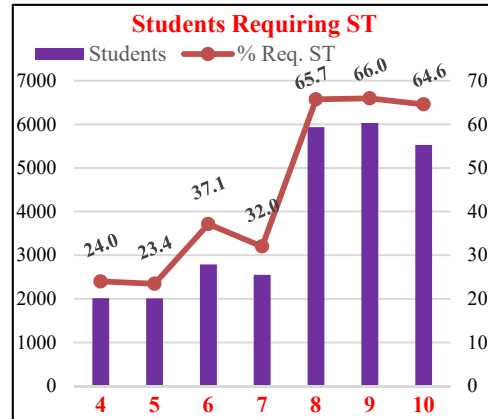
II Class-wise Pass Percentage



III Class-wise and Subject-wise Supplementary Teaching (ST):

Class	Students	L1	L2	L3	Math	EVS / Sci	SS	Sub Agg
4	2017	840	1135	-	925	686	-	3586
5	2011	1038	1064	-	718	565	-	3385
6	2789	760	1030	1310	1018	836	793	5747
7	2552	421	756	1172	877	901	771	4898
8	5937	1462	3039	2973	3062	3641	2467	16644
9	6033	828	4064	1943	2954	3941	1967	15697
10	5528	608	3139	3135	2736	2332	983	12933
Overall	26867	5957	14227	10533	12290	12902	6981	62890

Sub Agg.: Subjects Aggregate



IV Deficiencies in Competency Levels (< 40% listed below): Pl see "Competency List" file for details

Class/Sub	Kannada	English	Maths	EVS/Sci	SS
4			MATH413	EVS411, 419, 430	
5	KAN501, 506, 510		MATH516, 519, 523		
6	KAN620	ENG607, 627	MATH602, 610	SCI608, 619, 623	SS618
7	KAN709	ENG709, 710	MATH704, 710, 713, 717	SCI709, 711, 723, 727	SS701
8	KAN811, 814	ENG803, 804, 808, 811, 817, 818, 819, 828, 829	MATH805, 807, 827, 829, 830	SCI809, 810, 812, 814, 815, 816, 817, 819, 823, 826, 828	SS807, 809, 813, 814, 822, 826, 828
9	KAN919, 922	ENG901, 902, 906, 912, 913, 915, 916, 917, 918, 925, 926, 927, 928, 929, 930	MATH911, 914, 919, 925, 930	SCI902, 906, 909, 911, 914, 916, 917, 918, 919, 921, 922, 923	SS907, 909, 916
10	KAN0123	ENG0103, 0104, 0105, 0106, 0110, 0112, 0114, 0116, 0124, 0125, 0126, 0127	MATH0103, 0106, 0113, 0114, 0117, 0118, 0120, 0123, 0124, 0126, 0128	SCI0110, 0112, 0115, 0116, 0121, 0127	SS0105, 0111, 0126